



The Asian Thinker

A Quarterly Bilingual Peer-Reviewed Journal for Social Sciences and Humanities
Year-8 Volume: II, April-June, 2026 Issue-30 ISSN: 2582-1296 (Online)
Website: www.theasianthinker.com Email: asianthinkerjournal@gmail.com

1. The Fourth Estate and Legislative Literacy: An Assessment of Media Persons' Awareness of Legislative Assembly Proceedings

Tarun Sen

Assistant Professor

Makhanlal Chaturvedi National University of Journalism & Communication, Bhopal

Email- tarunsen5151@gmail.com

Prof (Dr.) Dharendra Pathak

HoD, Department of Communication Studies & Research, RDVV, Jabalpur

Abstract

Legislative assembly is an important democratic institution. It plays its vital role in formation of policies and laws related with state and concurrent lists as per the Constitution. Known as fourth estate, the media plays a crucial role in strengthening democratic governance by informing citizens about legislative activities and public policy decisions. Effective reporting of legislative assembly proceedings requires journalists to possess adequate knowledge of legislative structures, procedures and functions. Legislative literacy among media persons becomes essential for accurate and meaningful communication. This study examines the level of legislative literacy among journalists, covering the Madhya Pradesh Legislative Assembly. The study further reveals that awareness levels tend to improve with higher educational qualifications. It highlights the importance of legislative literacy in ensuring accurate, balanced, and effective reporting of democratic institutions.

Keywords: Political and Legislative Literacy; Legislative Assembly Reporting; Political Communication; Print Media; Journalists' Awareness; Legislative Proceedings; Democratic Accountability; Media Coverage; Madhya Pradesh Legislative Assembly; Legislative Journalism.

1. Introduction

This study outlines media's role in a democratic society especially when it comes to covering legislative assemblies and parliament. In practice media works like a watchdog, informing citizens about the actions, debates, decisions and the overall performance of people, who are elected. In that way, it helps transparency and accountability move forward¹. Covering the legislature differs from standard news reporting because the entire process is influenced by legal, institutional, and professional elements that are frequently interconnected. For this reason, the research looks closely at the print media of Bhopal, a major media hub in Madhya Pradesh and tries to understand what affects how the Legislative Assembly gets coverage. It also underlines how the relationship between legislative institutions and media is changing over time and how that helps political communication, public awareness and democratic governance².

A. Vidhan Sabha

The Vidhan Sabha is that elected lower house in a state legislature and it works as a key institution for democratic governance in India. It comes out of colonial legislative reforms and was formally set up under the Constitution in 1950, so since then it does a bunch of essential jobs like making laws, approving the annual budget, holding the executive accountable and giving a platform for representation of public interests³. In many ways, as a notable space for political debate and citizen voice, it helps federalism, boosts democratic participation and supports policy-making within the state level⁴. Still, there are persistent issues like legislative disruptions, weaker productivity and the concentration of power⁵. For Madhya Pradesh specifically, the Vidhan Sabha has had a major influence on how state governance runs, who leads politically and what kinds of public policy get shaped, so it ends up being a central

institution in the state's democratic and political growth⁶. Figure 1. shows the structure, the roles and some hard parts tied to the Vidhan Sabha. It talks about what MLAs do and what the Speaker does, with key tasks like lawmaking, approving the budget and keeping the executive accountable. It touches on issues such as politics, reduced productivity and the concentration of power. In general, the figure gives a short, plain picture of how the Vidhan Sabha works.

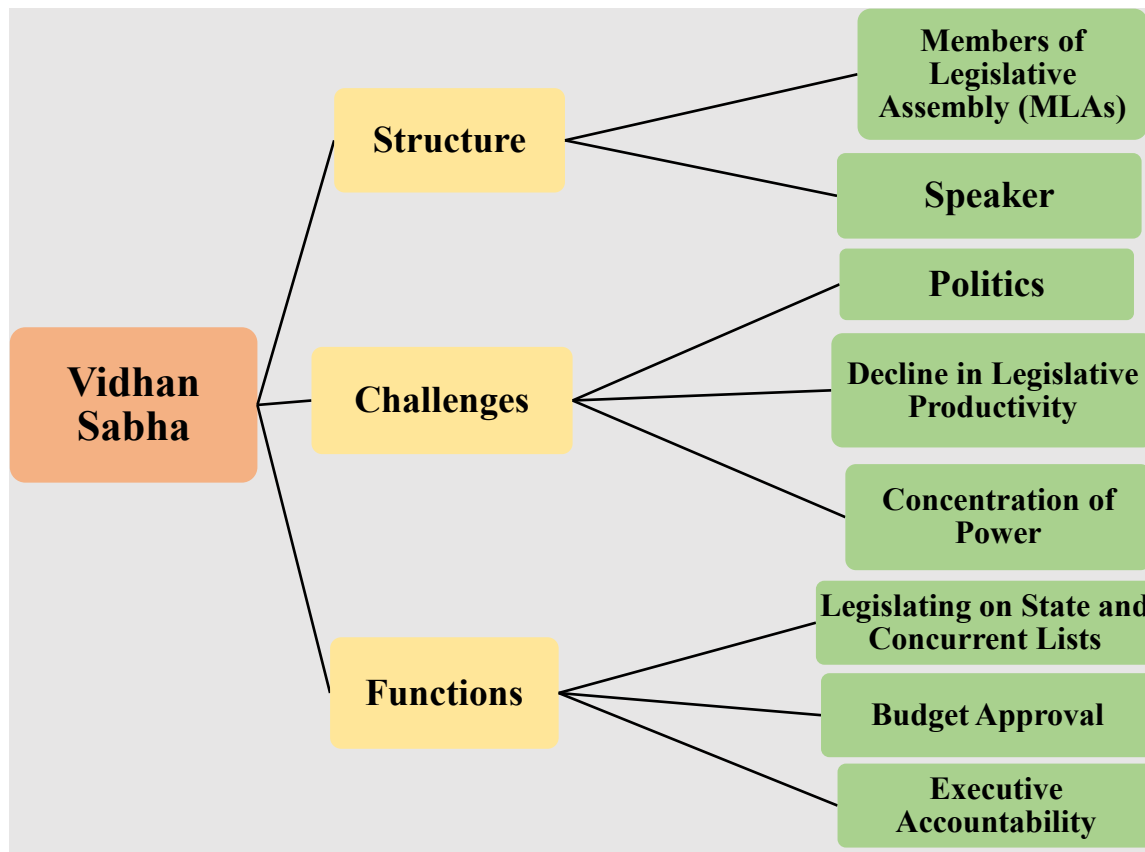


Figure 1. Vidhan Sabha: Structure, Functions and Challenges

B. Print Media

Print media in India has moved from a colonial communication instrument to a key pillar of democracy, it plays a big part in political dialogue, public understanding and government accountability⁷. Through newspapers like Kesari, The Hindu and Amrita Bazar Patrika, the print media backed the freedom struggle and later helped democratic growth by keeping people informed and prompting political involvement⁸. Acting as a watchdog, print media nudges transparency via editorials, investigative stories and coverage of the legislature, but it also helps build public opinion and decide electoral behaviour⁹. Its messages about legislature improves accountability, links citizens with representative bodies and supports democratic governance by turning legislative work easy to reach for ordinary readers¹⁰.

C. Media of Bhopal

Bhopal serves as a major media hub in Madhya Pradesh due to its status as the state capital and the center of political and legislative activities. Both print, electronic and digital media play a crucial role in reporting government actions, legislative proceedings, policy decisions and social issues, thereby promoting public awareness and democratic discourse¹¹. While print media continues to be an important source of political information and accountability, especially for communities with limited digital access, digital news platforms provide real-time updates, multimedia content and greater opportunities for citizen engagement¹². Print media



The Asian Thinker

A Quarterly Bilingual Peer-Reviewed Journal for Social Sciences and Humanities
Year-8 Volume: II, April-June, 2026 Issue-30 ISSN: 2582-1296 (Online)
Website: www.theasianthinker.com Email: asianthinkerjournal@gmail.com

faces challenges such as competition from national outlets, financial constraints and maintaining accuracy alongside speed in news reporting¹³.

D. Media Coverage System of Assembly

Legislative reporting is a big, real responsibility of the media in Madhya Pradesh, it keeps citizens aware about what happens in the assembly. This includes budget talks, policy debates, and how their elected representatives perform¹⁴. With detailed write ups, interviews with legislators, and specialist perspectives, the media makes it easier for the public to grasp the legislative flow and it also pushes for transparency and accountability in administration. Still, journalists often struggle with objectivity, especially when political questions come up, because the way issues are framed, and the style of reporting, can shift what the public believes about legislative successes and shortcomings¹⁵. Even now, print media matters a lot, since it offers deeper analysis, editorials, and broad coverage of political disagreements and legislative undertakings, which helps people make sense of complicated governance concerns¹⁶. At the same time digital media has changed legislative coverage by pushing out timely updates, live telecasts, videos, infographics, and participatory platforms, so legislative information feels closer to everyday access and this supports stronger public involvement in democratic processes¹⁷.

E. Legislative Assembly

Legislative reporting is a crucial function of the media in Madhya Pradesh, as it provides citizens with detailed information about Assembly debates, budget discussions, policy decisions, and the performance of elected representatives. Through comprehensive reports, interviews with legislators, and expert analysis, the media enhances public understanding of legislative processes and promotes transparency and accountability in governance¹⁸. However, journalists often face challenges in balancing objective reporting with advocacy, as media framing and reporting styles can influence public perceptions of legislative achievements and failures. As a result, legislative coverage must carefully maintain accuracy, fairness, and democratic responsibility while encouraging informed public discourse¹⁹.

Print media continues to play a significant role in covering legislative affairs by offering detailed news reports, editorials, and analytical discussions on political debates and Assembly proceedings. Its commitment to professional journalism and factual reporting helps citizens understand complex lawmaking and governance issues²⁰. At the same time, digital media has transformed legislative coverage by providing live telecasts, real-time updates, videos, infographics, and interactive content that make legislative information more accessible to a wider audience. These technological advancements have strengthened public engagement and participation in democratic processes by bringing legislative developments closer to citizens²¹.

2. Literature Review

The reviewed studies collectively demonstrate the significant influence of media on political communication, democratic participation, public opinion, and governance. **Fico and Freedman (2008)**²² highlighted the presence of partisan and structural biases in election coverage, while **Scheufele et al. (2002)**²³ emphasized the role of newspapers in increasing political awareness and civic engagement. Studies by **Coulson et al. (2001)**²⁴, **Lee et al. (2018)**²⁵, **Ekayanti and Xiaoming (2018)**²⁶, and **Dragomir (2018)**²⁷ revealed how market forces, ownership structures, and government funding can shape news content and affect media independence. Research by **Schmuck et al. (2017)**²⁸, **Cushion et al. (2012)**²⁹, **Chon and Park (2019)**³⁰, and **Hale and Grabe (2018)**³¹ demonstrated the growing influence of digital platforms, framing strategies, regulation, and social media activism on political engagement and public discourse. Furthermore, **Cheung and Wong (2016)**³², **Lacy et al. (2015)**³³, **Sevenans and Vliegthart (2016)**³⁴, **Livingston (2014)**³⁵, and **Lewis and Zhong (2012)**³⁶



The Asian Thinker

A Quarterly Bilingual Peer-Reviewed Journal for Social Sciences and Humanities
 Year-8 Volume: II, April-June, 2026 Issue-30 ISSN: 2582-1296 (Online)
 Website: www.theasianthinker.com Email: asianthinkerjournal@gmail.com

highlighted the importance of journalistic practices, ethical standards, conflict framing, and methodological rigor in shaping political communication and democratic accountability. Together, these studies provide a comprehensive understanding of the complex relationship between media systems, political processes, and democratic governance shows in table 1.

Table 1 Comparative Review of Studies on Media Coverage, Political Communication and Democratic Accountability

Author(s) & Year	Study Focus	Methodology	Key Findings
Fico & Freedman (2008)²²	Bias in U.S. Senate election news coverage	Content analysis of 211 newspaper stories	Coverage favored Democratic candidates; both partisan and structural factors influenced media balance.
Scheufele et al. (2002)²³	Media influence on local political involvement	Telephone survey of 468 residents	Newspaper readership significantly increased political participation, issue awareness, and civic engagement.
Coulson et al. (2001)²⁴	Decline of television coverage of city government	Survey of 283 TV reporters	Local government coverage declined due to market pressures and preference for sensational news.
Lee et al. (2018)²⁵	Impact of media cross-ownership	Content analysis of 1,362 newspaper articles	Cross-owned media promoted affiliated organizations, raising concerns about editorial independence.
Ekayanti & Xiaoming (2018)²⁶	Political ownership and journalism in Indonesia	Survey of 225 journalists	Political ownership indirectly affected editorial autonomy through newsroom interventions.
Dragomir (2018)²⁷	Government financial influence on media	Global case study analysis	Governments use funding, advertising, and subsidies to influence media behavior and limit independence.
Schmuck et al. (2017)²⁸	Strategic game framing in political news	Content analysis of 825 news items	Online media used strategic game framing more frequently than traditional media.
Cushion et al. (2012)²⁹	Regulation and political reporting in UK television	Content analysis of 4,794 news items	Regulatory intervention improved political coverage quality and representation.
Chon & Park (2019)³⁰	Social media activism and political participation	Survey of 649 participants	Social media activism positively influenced offline political participation.



The Asian Thinker

A Quarterly Bilingual Peer-Reviewed Journal for Social Sciences and Humanities
 Year-8 Volume: II, April-June, 2026 Issue-30 ISSN: 2582-1296 (Online)
 Website: www.theasianthinker.com Email: asianthinkerjournal@gmail.com

Hale & Grabe (2018) ³¹	Candidate framing on Reddit during U.S. elections	Content analysis of 175 Reddit posts	Online communities shaped candidate images through partisan and gendered framing.
Cheung & Wong (2016) ³²	Digitalization and journalistic gatekeeping	Interviews and analysis of 1,183 news articles	Digital police communication reduced journalists' access to independent sources.
Lacy et al. (2015) ³³	Methodological issues in content analysis	Methodological review	Highlighted challenges in sampling, reliability, and algorithmic text analysis.
Sevenans & Vliegthart (2016) ³⁴	Conflict framing and political agendas	Time-series analysis	Conflict-framed news had greater influence on parliamentary agendas.
Livingston (2014) ³⁵	Media influence during crises	Theoretical and methodological analysis	Media-policy relationships during crises are dynamic and context-dependent.
Lewis & Zhong (2012) ³⁶	Attribution and journalism ethics	Survey of 953 journalists	Ethical attribution practices were influenced by newsroom pressures and professional values.

3. Methodology

A survey, designed following pilot study, was conducted among 50 journalists of Bhopal, using purposive sampling. A list of journalists covering state assembly, was taken from the assembly administration. They were contacted personally for responses on questionnaire, prepared on the basis of content analysis of assembly coverage, which involved 1261 news clippings, editorials, comments, analysis of six sessions of year 2020 and 2021. Information about journalists' education qualification was also gathered in the survey. It was divided in three categories under graduation, post-graduation and M. Phil. and Ph. D. The awareness was further assessed with educational qualification.

A. Research Design

To make sure the research instruments work well, a pilot study was done, it helped in trimming the questionnaire, made the wording clearer and strengthened the reliability in the way data was collected. Taken together, this research design gives a workable and orderly basis for producing relevant and also defensible, insights into legislative media coverage.



Figure 2 Process of Pilot Study

B. Research Objective

- To examine awareness of media persons on legislative assembly proceedings.

4. Results and Discussion

This study examined journalists' understanding and their knowledge about Legislative Assembly procedure, as journalists play a key role in informing about legislatures activities and decisions to the public. The survey assessed their awareness on key issues like how the Assembly is structured, the way bills and motions move, the Question Hour and the committee work, budget approval, parliamentary terms, privileges and what the Speaker is supposed to

do. With a seven-point Likert scale, from “Not at all aware” to “Extremely aware,” the study reviews the awareness level among journalists and underscores why legislative knowledge matters, to help make reporting accurate and useful.

A. Awareness about Structure of the Assembly

The chart in Figure 3 illustrates four categories received in responses: Average, Quite Good, Very Good and Excellent. The larger portions are Quite Good and Very Good. It indicates that a significant number of respondents possess quite good and very good level of awareness. The Average category also occupies a notable share. Awareness in Excellent category represents the smallest segment.

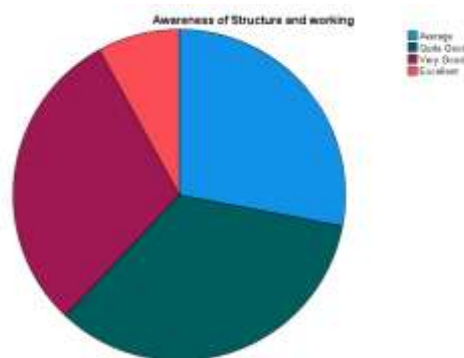


Figure 3 Awareness about Structure of the Assembly

B. Awareness of Question Hour and Motions

The pie chart below in Figure 4 on Awareness of QH and Motions in Figure 4 illustrates different levels of awareness among individuals. It is divided into five segments - "A little," "Average," "Quite Good," "Very Good," and "Excellent." The largest portions are "Quite Good" and "Very Good" categories. "Average" category is also considerable.

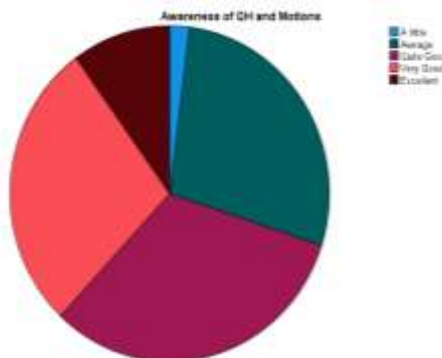


Figure 4 Frequency Assessment for Question Hour and Motions

C. Awareness of Law Making

The distribution of awareness is in four different categories - "Average," "Quite Good," "Very Good," and "Excellent." Average has the biggest portion. The second-largest part is "Quite Good". A smaller portion reflects "Very Good". The smallest segment is of "Excellent" category. The finding indicates that journalists possess good awareness about law making.

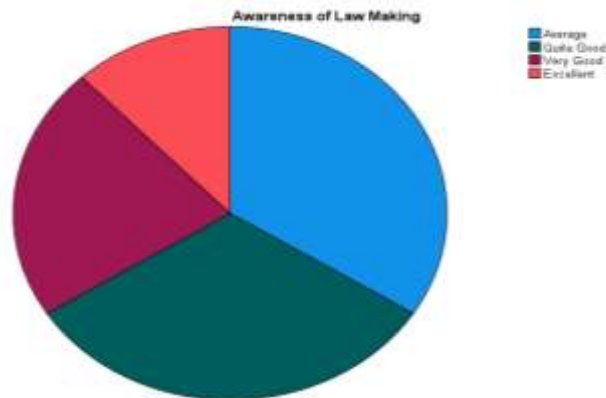


Figure 5 Awareness of Law Making

D. Awareness of Committee Functioning

Awareness of committee functioning is very important and it reflect journalists' knowledge about working of different committees of legislative assembly. The responses are in six categories - Very Little, A little, Average, Quite Good, Very Good and Excellent. Three categories Very Good, Quite Good and Average have bigger share. It suggests that almost all journalists have basic understanding of committee's working. A little and Very little have smaller portions. A smaller slice is of excellent category.

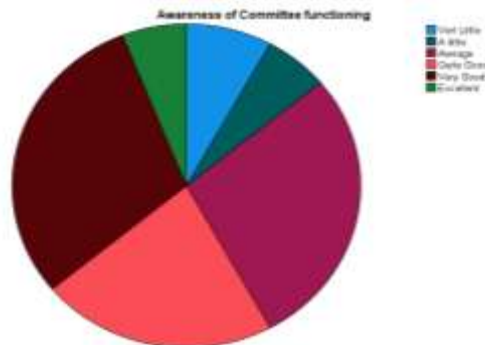


Figure 6 Level of Awareness Regarding Committee Functioning Among Respondents

E. Awareness of Budget Procedures

The chart in Figure 7 depicts awareness of budget procedure. The data categorises awareness into five categories "A little," "Average," "Quite good," "Very good," and "Excellent." The majority falls under "Quite Good," followed closely by "Very Good." It reflects that most journalists displayed a relatively good knowledge about budget procedures. "Excellent" category shows up as the smallest portion of the awareness level.

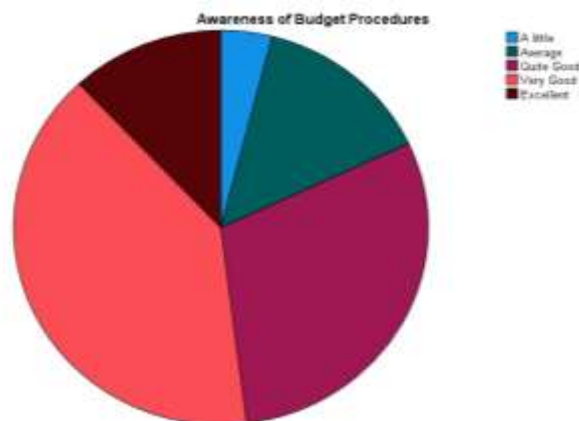


Figure 7 Awareness of Budget Procedures

F. Knowledge of Assembly Terminology

Awareness of Assembly Terminology is a comparative analysis of various levels of understanding in the use of legislative terms. The chart is divided into four segments: Average, Good, Very Good and Excellent. The "Quite Good" section is the largest. The "Very Good" and "Average" sections come next. At the bottom, "Excellent" section has the least number of respondents.

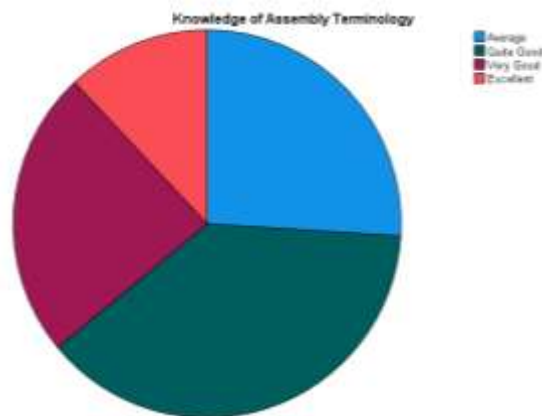


Figure 8 Knowledge of Assembly Terminology

G. Awareness of Privilege

Awareness of privilege exhibits 5 levels of understanding: A little, Average, Quite Good, Very Good, and Excellent. The biggest slice is in the Very Good category. Following are Quite Good and Average, which would suggest a moderate level of understanding. A small section of respondents has very little awareness and the smallest segment represents the "Excellent" category. The chart portrays a mixed picture.

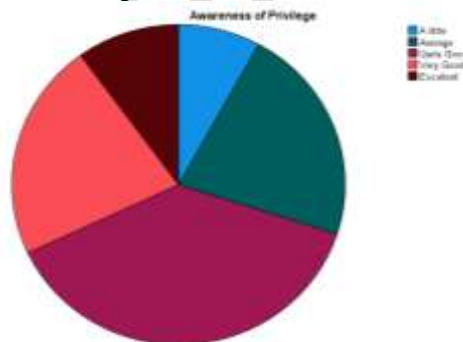


Figure 9 Awareness of Privilege

H. Awareness of Role of Speaker

The pie chart of Awareness on Role of Speaker shows the journalists' response on various levels of knowledge. The Very Good category, the most significant segment, indicates the strong knowledge on the role of the Speaker. The next two are Quite Good and Average categories. A small percentage is the Excellent category.

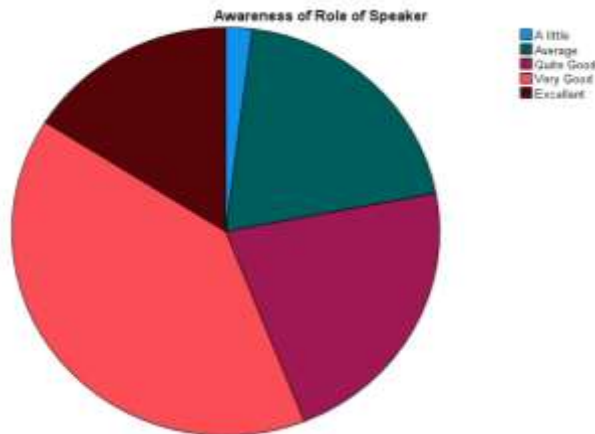


Figure 10 Awareness of Role of Speaker

Table 2 Comparative Table between various awarenesses

		Statistics							
		Awareness of Structure and working	Awareness of QH and Motions	Awareness of Law Making	Awareness of Committee functioning	Awareness of Budget Procedures	Knowledge of Assembly Terminology	Awareness of Privilege	Awareness of Role of Speaker
N	Valid	50	50	50	50	50	50	50	50
	Missing	0	0	0	0	0	0	0	0
Mean		5.18	5.16	5.12	4.78	5.42	5.22	5.04	5.48
Median		5.00	5.00	5.00	5.00	6.00	5.00	5.00	6.00
Std. Deviation		.941	1.017	1.023	1.329	1.012	.975	1.087	1.054
Range		3	4	3	5	4	3	4	4
Minimum		4	3	4	2	3	4	3	3
Maximum			7	7	7	7	7	7	7

The Table 2 shows comparative data of awareness of journalists about different aspects of legislative assembly. The data exhibits that journalists covering the assembly have high level of awareness. Three aspects like parliamentary terminology, legislative privilege and role of speaker are having high level of awareness. Other like functioning of committee and budgetary process are at moderate level in awareness. However, there is a need to improve awareness level.

I. Crosstabulation

i. General Education Qualification and Awareness of Structure of Legislative Assembly

The analysis shows that the awareness does up with education. Level of awareness is quite good and very good category at UG level. PG and MPhil level have relatively greater percentages for "average" and "quite good." At PhD level, responses are in quite good and very good categories.

Table 3 Highest general education qualification and Awareness of Structure of the Assembly

Highest general education qualification * Awareness of Structure							
		Awareness of Structure					Total
		Average	Quite Good	Very Good	Excellent		
Highest general education qualification	UG	Count	0	2	2	1	5
		% of Total	.0%	4.0%	4.0%	2.0%	10.0%
	PG and MPhil	Count	4	3	1	0	8
		% of Total	8.0%	6.0%	2.0%	.0%	16.0%
	PhD	Count	10	12	12	3	37
		% of Total	20.0%	24.0%	2and4.0%	6.0%	74.0%
Total		Count	14	17	15	4	50
		% of Total	28.0%	34.0%	30.0%	8.0%	100.0%

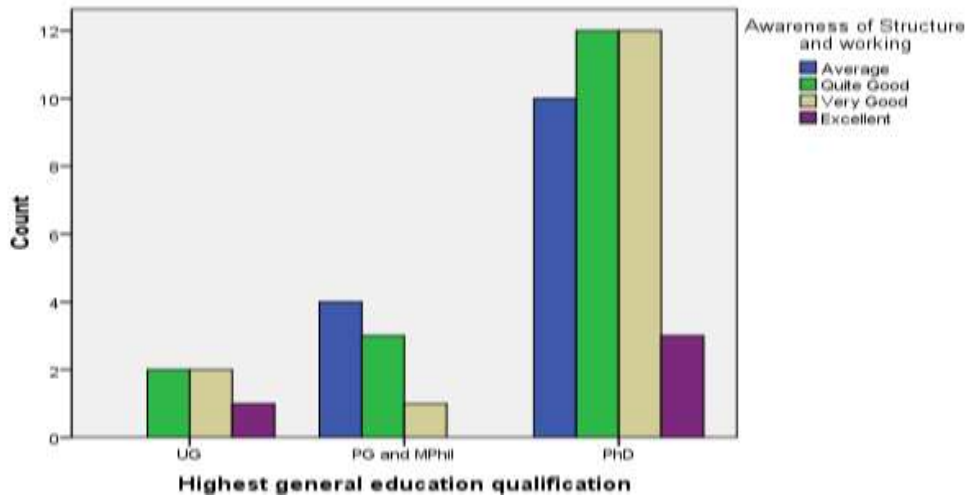


Figure 11 Highest general education qualification and Awareness of Structure and Working
 ii. **Highest general education qualification and Awareness of QH and Motions**

The percentage-based analysis between the highest general education qualification and awareness of QH and Motions reveals that at the UG level, awareness is mainly confined to "Very Good" and "Excellent," with no contributions from "Average," "Quite Good," or "A little." At the PG and MPhil levels, awareness is primarily focused on the "Average" and "Quite Good" categories, with "Very Good" being absent. However, at the PhD level, awareness is distributed in the most comprehensive and robust manner, with high percentages in "Average," "Quite Good," and "Very Good" categories and the highest contribution in the "Excellent" category. This leads to the conclusion that understanding of QH and Motions increases with educational qualification and at the highest levels of education, awareness becomes more balanced, deeper and advanced.

Table 4 Highest general education qualification * Awareness of QH and Motions

Highest general education qualification * Awareness of QH and Motions								
			Awareness of QH and Motions					Total
			A little	Average	Quite Good	Very Good	Excellent	
	UG	Count	0	0	0	4	1	5

Highest general education qualification	PG and MPhil	% of Total	.0%	.0%	.0%	8.0%	2.0%	10.0%
		Count	0	4	3	0	1	8
	PhD	% of Total	.0%	8.0%	6.0%	.0%	2.0%	16.0%
		Count	1	10	13	10	3	37
Total	% of Total	2.0%	20.0%	26.0%	20.0%	6.0%	74.0%	
	Count	1	14	16	14	5	50	
		% of Total	2.0%	28.0%	32.0%	28.0%	10.0%	100.0%

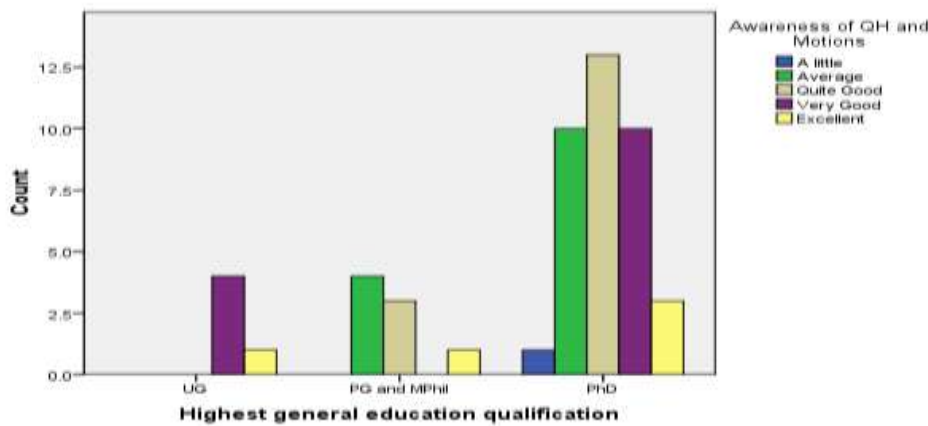


Figure 12 Highest general education qualification * Awareness of QH and Motions Crosstabulation

iii. Highest General Education Qualification and Awareness of Law Making

The trend is similar in this category of awareness. Responses are higher in Average and Very Good categories for respondents having UG qualification. For PG and M Phil, awareness is distributed between Average and Quite Good and some responses in Excellent category. Analysis by percentages shows more consideration is found in the 'Average' and 'Very Good' grading under UG Level and earned "Excellent,". The awareness level is higher in Ph.D. holding respondents.

Table 5 Highest general education qualification and Awareness of Law Making

		Awareness of Law Making					Total
			Average	Quite Good	Very Good	Excellent	
Highest general education qualification	UG	Count	2	0	2	1	5
		% of Total	4.0%	.0%	4.0%	2.0%	10.0%
	PG and MPhil	Count	3	3	1	1	8
		% of Total	6.0%	6.0%	2.0%	2.0%	16.0%
	PhD	Count	12	13	8	4	37

		% of Total	24.0%	26.0%	16.0%	8.0%	74.0%
Total	Count		17	16	11	6	50
	% of Total		34.0%	32.0%	22.0%	12.0%	100.0%

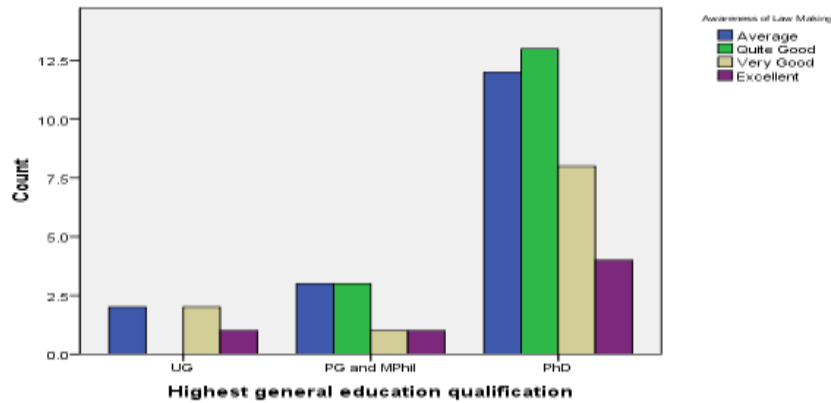


Figure 13 Highest general education qualification * Awareness of Law Making

iv. Highest General Education Qualification and Awareness of Committee Functioning

The distribution of data shows that awareness about the committee functioning is limited at UG level. It is varying at PG and M Phil level and most comprehensive at PhD level.

Table 6 Highest general education qualification and Awareness of Committee functioning

		Awareness of Committee functioning							Total
		Vert Little	A little	Average	Quite Good	Very Good	Excellent		
Highest general education qualification	UG	Count	0	1	1	0	2	1	5
		% of Total	.0%	2.0%	2.0%	.0%	4.0%	2.0%	10.0%
	PG and MPhil	Count	1	1	4	1	1	0	8
		% of Total	2.0%	2.0%	8.0%	2.0%	2.0%	.0%	16.0%
	PhD	Count	3	1	9	10	12	2	37
		% of Total	6.0%	2.0%	18.0%	20.0%	24.0%	4.0%	74.0%
Total		Count	4	3	14	11	15	3	50
		% of Total	8.0%	6.0%	28.0%	22.0%	30.0%	6.0%	100.0%

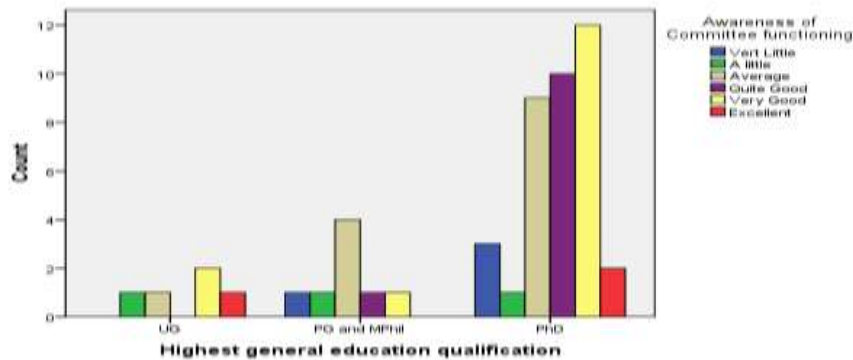


Figure 14 Highest general education qualification * Awareness of Committee functioning
 v. **Highest General Education Qualification and Awareness of Budget Procedures**
 The analysis indicates that awareness level is very thin at UG level. It is very good and quite good at PG and M Phil level. At the PhD level, understanding of budget procedures is in Quite Good and Very Good and higher in Excellent categories.

Table 7 Highest general education qualification and Awareness of Budget Procedures

		Awareness of Budget Procedures					Total	
		A little	Average	Quite Good	Very Good	Excellent		
Highest general education qualification	UG	Count	0	1	1	2	1	5
		% of Total	0.0%	2.0%	2.0%	4.0%	2.0%	10.0%
	PG and MPhil	Count	1	1	2	3	1	8
		% of Total	2.0%	2.0%	4.0%	6.0%	2.0%	16.0%
	PhD	Count	1	5	12	15	4	37
		% of Total	2.0%	10.0%	24.0%	30.0%	8.0%	74.0%
Total		Count	2	7	15	20	6	50
		% of Total	4.0%	14.0%	30.0%	40.0%	12.0%	100.0%

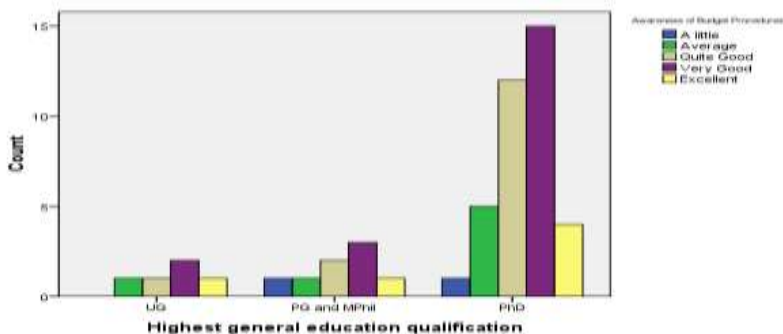


Figure 15 Highest general education qualification * Awareness of Budget Procedures
 vi. **Highest General Education Qualification and Knowledge of Assembly Terminology**

The analysis shows that knowledge of assembly terminology is varying and highest percentage is in quite good and very good category. At UG level, it is Quite Good and Very Good. At the PG and MPhil levels, knowledge is more balanced across Average, Quite Good and Very Good.

Table 8 Highest general education qualification * Knowledge of Assembly Terminology

Highest general education qualification * Knowledge of Assembly Terminology Crosstabulation							
		Knowledge of Assembly Terminology					Total
		Average	Quite Good	Very Good	Excellent		
Highest general education qualification	UG	Count	0	2	2	1	5
		% of Total	.0%	4.0%	4.0%	2.0%	10.0%
	PG and MPhil	Count	5	1	2	0	8
		% of Total	10.0%	2.0%	4.0%	.0%	16.0%
	PhD	Count	8	16	8	5	37
		% of Total	16.0%	32.0%	16.0%	10.0%	74.0%
Total		Count	13	19	12	6	50
		% of Total	26.0%	38.0%	24.0%	12.0%	100.0%

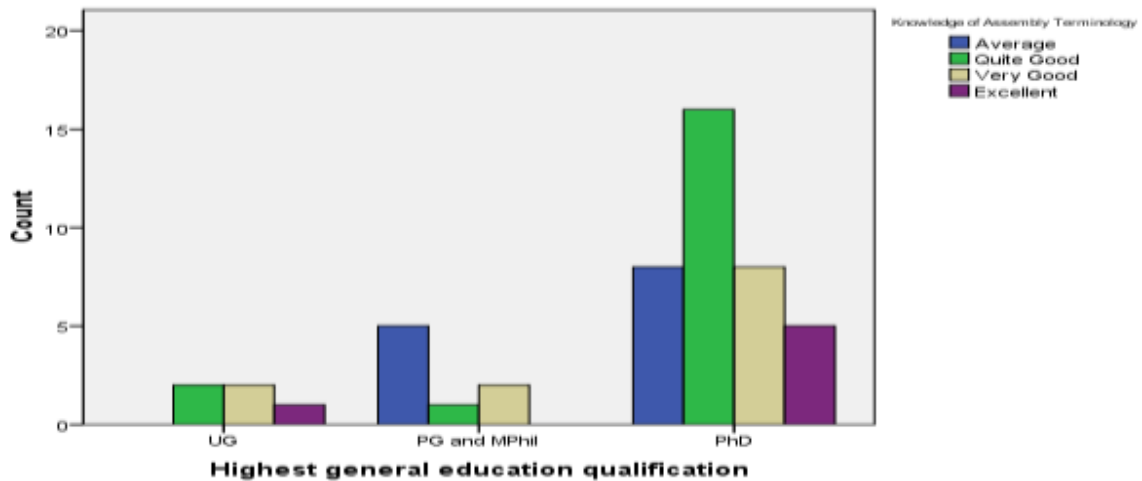


Figure 16 Highest general education qualification * Knowledge of Assembly Terminology

vii. Highest General Education Qualification and Awareness of Privilege

The data distribution shows that awareness is more balanced at PG and M Phil level and it is stronger and varying at PhD level respondents. The distribution is limited at UG level.

Table 9 Highest general education qualification and Awareness of Privilege

Highest general education qualification and Awareness of Privilege			
Awareness of Privilege			Total

			A little	Average	Quite Good	Very Good	Excellent	
Highest general education qualification	UG	Count	1	1	0	2	1	5
		% of Total	2.0%	2.0%	.0%	4.0%	2.0%	10.0%
	PG and MPhil	Count	2	3	2	0	1	8
		% of Total	4.0%	6.0%	4.0%	.0%	2.0%	16.0%
	PhD	Count	1	7	17	9	3	37
		% of Total	2.0%	14.0%	34.0%	18.0%	6.0%	74.0%
Total		Count	4	11	19	11	5	50
		% of Total	8.0%	22.0%	38.0%	22.0%	10.0%	100.0%

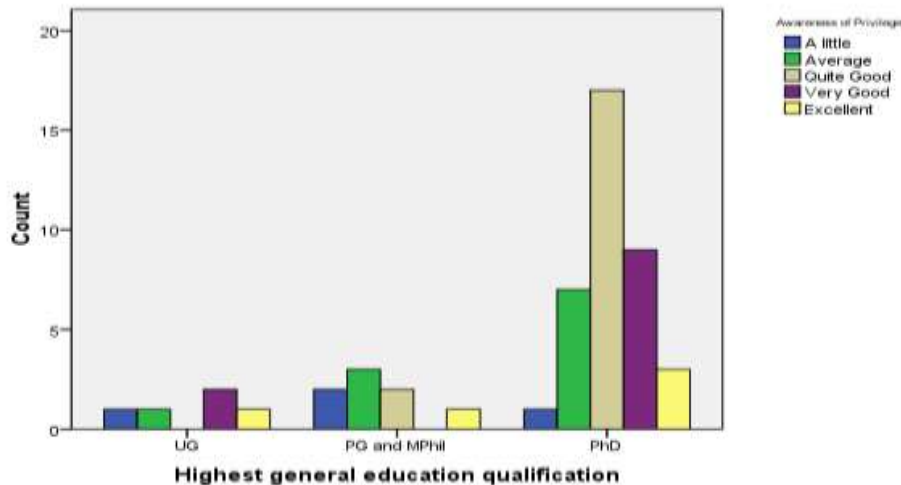


Figure 17 Highest general education qualification * Awareness of Privilege

viii. Highest General Education Qualification and Awareness of the Role of the Speaker

The analysis is similar. It is mainly concentrated in Very Good, Average and Quite Good categories at UG level. At the PG and MPhil levels, the trend is with Very Good and Average. At the PhD level, awareness of the Speaker's role is stronger and comprehensive.

Table 10 Highest general education qualification and Awareness of Role of Speaker

		Awareness of Role of Speaker						Total
			A little	Average	Quite Good	Very Good	Excellent	
Highest general education qualification	UG	Count	0	1	1	2	1	5
		% of Total	.0%	2.0%	2.0%	4.0%	2.0%	10.0%
	PG and MPhil	Count	0	3	0	4	1	8
		% of Total	.0%	6.0%	.0%	8.0%	2.0%	16.0%

	PhD	Count	1	6	10	14	6	37
		% of Total	2.0%	12.0%	20.0%	28.0%	12.0%	74.0%
Total		Count	1	10	11	20	8	50
		% of Total	2.0%	20.0%	22.0%	40.0%	16.0%	100.0%

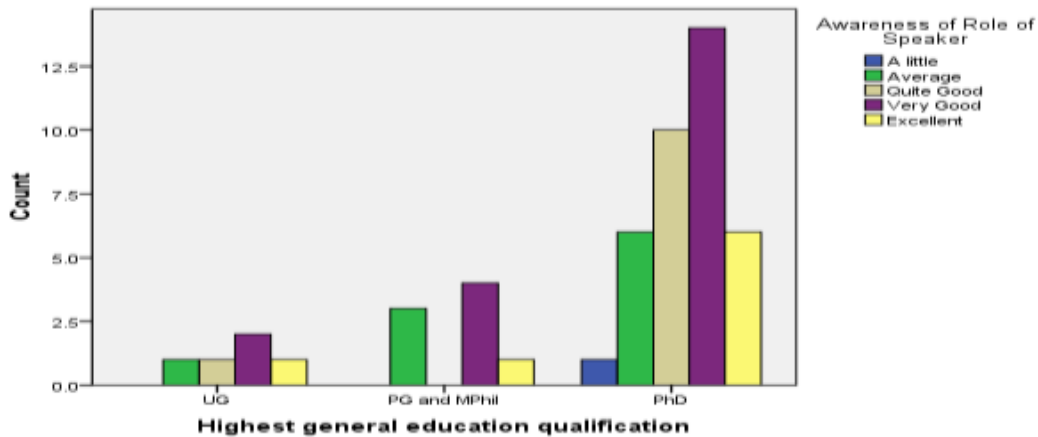


Figure 18 Highest general education qualification * Awareness of Role of Speaker

5. Conclusion

The study concludes that journalists covering the Madhya Pradesh Legislative Assembly, demonstrate a satisfactory to high level of legislative literacy. Most respondents showed strong awareness of the Assembly's structure, Question Hour, law-making process, budget procedures, parliamentary terminology, privileges and the role of the Speaker. The findings suggest that higher educational qualifications are associated with greater legislative awareness and understanding. However, awareness regarding committee functioning and certain procedural aspects remains comparatively moderate, indicating the need for continuous professional development and specialised training. Since journalists serve as an important bridge between legislative institutions and citizens, improving their legislative knowledge can contribute significantly to more accurate reporting, greater transparency and enhanced democratic accountability. Therefore, regular orientation programs, workshops and institutional support mechanisms should be encouraged to strengthen legislative reporting and promote informed public discourse.

REFERENCES

1. Kharb, S. D. (2025). Haryana Vidhan Sabha Election 2024: Explaining the Verdict. *Knowledgeable Research A Multidisciplinary Journal*, 4(04), 50-69. <https://doi.org/10.57067/1egdtb58>
2. Pandey, M. M. A DISCUSSION ON CHIEF MINISTER: ROLE AND LEADERSHIP IN STATE GOVERNANCE. *INDIAN ADMINISTRATION*, 57.
3. Padmalochana, R. WOMEN'S PARTICIPATION IN INDIAN POLITICS AND MEDIA'S ROLE. *CULTURE & SOCIETY*, 100.



The Asian Thinker

A Quarterly Bilingual Peer-Reviewed Journal for Social Sciences and Humanities
Year-8 Volume: II, April-June, 2026 Issue-30 ISSN: 2582-1296 (Online)
Website: www.theasianthinker.com Email: asianthinkerjournal@gmail.com

4. Bharadwaj, S. (2022). Token representation?: Impact of female reservations in Panchayati Raj Institutions in elections to state and national legislatures. *Dartmouth Undergraduate Journal of Politics, Economics and World Affairs*, 1(2), 10.
5. Singh, N. K., Mishra, P., Mukherjee, S., & Nair, A. (2024). Macroeconomic Impact of Harmonising Electoral Cycles: Evidence from India. Available at SSRN 4864243.
6. Mishra, P., Singh, N. K., Mukherjee, S., & Nair, A. Macroeconomic Impact of Harmonising Electoral Cycles: Evidence from India. Available at SSRN 4893582.
7. Kumar, R., Padmanabhan, S., & Srikant, P. (2023). NOTA: a strategic choice with a positive impact on Indian elections. *Asian Journal of Political Science*, 31(3), 180-196. <https://doi.org/10.1080/02185377.2023.2265372>
8. Singh, A. K. Promises and Realities: Consequences of the Creation of Jharkhand from Bihar.
9. Pagadala, L. P. (2022). DIFFERENCE BETWEEN FUNDAMENTAL RIGHTS AND DIRECTIVE PRINCIPLES. *SPECIAL ISSUE ON AGRICULTURAL DEVELOPMENT POLICY August 2022*, 38.
10. Kamalakar, G., & Kamala, K. (2024). NDIA'S DEMOCRATIC FUTURE: ONE NATION, ONE ELECTION BY 2029. *Indian Journal of Social Research*, 65.
11. Trivedi, P. K., & Singh, S. S. (2022). What lies beneath the successes of Hindutva: Reading the Uttar Pradesh assembly elections 2022. *Studies in Indian Politics*, 10(2), 214-226. <https://doi.org/10.1177/23210230221135832>
12. Ghosh, S. (2010). Does political competition matter for economic performance? Evidence from sub-national data. *Political Studies*, 58(5), 1030-1048. <https://doi.org/10.1111/j.1467-9248.2010.00823.x>
13. Biswas, A. (2020). Establishing metropolitan governance and local governance simultaneously: Lesson from India's 74th Constitutional amendment act. *Journal of Urban Management*, 9(3), 316-330.
14. Lee, A. (2020). Incumbency, parties and legislatures: Theory and evidence from India. *Comparative Politics*, 52(2), 311-331.
15. Bhat, M. M. A. (2021). Governing democracy outside the law: India's Election Commission and the challenge of accountability. *Asian Journal of Comparative Law*, 16(S1), S85-S104. <https://doi.org/10.1017/asjcl.2021.30>
16. Wahi, N. (2022). The evolution of the right to water in India. *Water*, 14(3), 398. <https://doi.org/10.3390/w14030398>
17. Belladi, S. (2025). Transformation of Journalism in India and the rise of the Fifth Estate, a critical appraisal. *Cogent Arts & Humanities*, 12(1), 2498187. <https://doi.org/10.1080/23311983.2025.2498187>
18. Kumar, R., Pathak, K., & Yesmin, W. (2025). Trending Interdisciplinary Research in 2025.
19. Twum, S., & Sarpong, R. (2025). The Role of Social Media in Spreading Fake News. <https://dx.doi.org/10.2139/ssrn.5242236>
20. Kumar, R., & Manu, A. (2025). Applications of Generative AI in Automation Engineering.
21. Kumar, S., & Hooda, S. (2022). *An Analytical Review of Political Communication in India with Special Reference to Social Media*. *MediaSpace: DME Journal of Communication*, 3(1), 8-15.
22. Fico, F., & Freedman, E. (2008). Biasing influences on balance in election news coverage: An assessment of newspaper coverage of the 2006 U.S. Senate elections.



The Asian Thinker

A Quarterly Bilingual Peer-Reviewed Journal for Social Sciences and Humanities
Year-8 Volume: II, April-June, 2026 Issue-30 ISSN: 2582-1296 (Online)
Website: www.theasianthinker.com Email: asianthinkerjournal@gmail.com

- Journalism & Mass Communication Quarterly*, 85(3), 499–514.
<https://doi.org/10.1177/107769900808500302>
23. Scheufele, D. A., Shanahan, J., & Kim, S.-H. (2002). Who cares about local politics? Media influences on local political involvement, issue awareness and attitude strength. *Journalism & Mass Communication Quarterly*, 79(2), 427–444.
<https://doi.org/10.1177/107769900207900211>
 24. Coulson, D. C., Rife, D., Lacy, S., & St. Cyr, C. R. (2001). Erosion of television coverage of city hall? Perceptions of reporters on the beat. *Journalism & Mass Communication Quarterly*, 78(1), 81–92.
<https://doi.org/10.1177/107769900107800106>
 25. Lee, N. Y., Baek, K., Pae, J. K., Jeong, S. H., & Jung, N. (2018). Self-coverage for public interest or self-promotion: How media cross-ownership structures affect news content in South Korea. *Journalism*, 1–19. <https://doi.org/10.1177/1464884918763503>
 26. Ekayanti, M., & Xiaoming, H. (2018). Journalism and political affiliation of the media: Influence of ownership on Indonesian newspapers. *Journalism*, 19(9–10), 1326–1343.
<https://doi.org/10.1177/1464884917734094>
 27. Dragomir, M. (2018). Control the money, control the media: How government uses funding to keep media in line. *Journalism*, 19(8), 1131–1148.
<https://doi.org/10.1177/1464884917724621>
 28. Schmuck, D., Heiss, R., Matthes, J., Engesser, S., & Esser, F. (2017). Antecedents of strategic game framing in political news coverage. *Journalism*, 18(8), 937–955.
<https://doi.org/10.1177/1464884916648098>
 29. Cushion, S., Lewis, J., & Ramsay, G. N. (2012). The impact of interventionist regulation in reshaping news agendas: A comparative analysis of public and commercially funded television journalism. *Journalism*, 13(7), 831–849.
<https://doi.org/10.1177/1464884911431536>
 30. Chon, M., & Park, H. (2019). Social media activism in the digital age: Testing an integrative model of activism on contentious issues. *Journalism & Mass Communication Quarterly*, 96(1), 72–97. <https://doi.org/10.1177/1077699019835896>
 31. Hale, B. J., & Grabe, M. E. (2018). Visual war: A content analysis of Clinton and Trump subreddits during the 2016 campaign. *Journalism & Mass Communication Quarterly*, 95(2), 449–470. <https://doi.org/10.1177/1077699018766501>
 32. Cheung, M. M. F., & Wong, T. C. (2016). News information censorship and changing gatekeeping roles: Non-routine news coverage and news routines in the context of police digital communications in Hong Kong. *Journalism & Mass Communication Quarterly*, 93(4), 1091–1114. <https://doi.org/10.1177/1077699016628818>
 33. Lacy, S., Watson, B. R., Riffe, D., & Lovejoy, J. (2015). Issues and best practices in content analysis. *Journalism & Mass Communication Quarterly*, 92(4), 791–811.
<https://doi.org/10.1177/1077699015607338>
 34. Sevenans, J., & Vliegthart, R. (2016). Political agenda-setting in Belgium and the Netherlands: The moderating role of conflict framing. *Journalism & Mass Communication Quarterly*, 93(1), 187–203.
<https://doi.org/10.1177/1077699015607336>
 35. Livingston, S. (2014). The making of foreign policy: Media, public opinion and political elites in crisis. *Journalism & Mass Communication Quarterly*, 91(1), 4–24.
<https://doi.org/10.1177/1077699013482906>



The Asian Thinker

A Quarterly Bilingual Peer-Reviewed Journal for Social Sciences and Humanities

Year-8 Volume: II, April-June, 2026 Issue-30 ISSN: 2582-1296 (Online)

Website: www.theasianthinker.com

Email: asianthinkerjournal@gmail.com

36. Lewis, N. P., & Zhong, B. (2012). The root of journalistic plagiarism: Contested attribution beliefs. *Journalism & Mass Communication Quarterly*, 90(1), 148–166. <https://doi.org/10.1177/1077699012468743>

The Asian Thinker